


REL-MR- 24DC/21HC

Order No.: 2961312



<http://eshop.phoenixcontact.de/phoenix/treeViewClick.do?UID=2961312>

Pluggable miniature relays, with power contact for high continuous current, 1 PDT, input voltage 24 V DC

Commercial data	
EAN	4017918187576
Pack	10 pcs.
Customs tariff	85364190
Weight/Piece	0.017 KG
Catalog page information	Page 54 (IF-2009)

Product notes

WEEE/RoHS-compliant since:
08/09/2006



<http://www.download.phoenixcontact.com>
Please note that the data given here has been taken from the online catalog. For comprehensive information and data, please refer to the user documentation. The General Terms and Conditions of Use apply to Internet downloads.

Technical data	
Coil side	
Nominal input voltage U_N	24 V DC
Nominal input current at U_{IN}	17 mA
Typical response time	7 ms
Typical release time	3 ms
Coil resistance	1440 $\Omega \pm 10\%$ (at 20°C)

Contact side

Contact type	Single contact, 1-PDT
Contact material	AgNi
Maximum switching voltage	250 V AC/DC
Minimum switching voltage	12 V AC/DC
Maximum inrush current	30 A (300 ms)
Min. switching current	100 mA
Limiting continuous current	16 A
Interrupting rating (ohmic load) max.	384 W (for 24 V DC)
	58 W (for 48 V DC)
	48 W (for 60 V DC)
	50 W (for 110 V DC)
	80 W (for 220 V DC)
	4000 VA (for 250 V AC)

General data

Width	12.7 mm
Height	15.7 mm
Depth	29 mm
Test voltage relay winding/relay contact	5 kV AC (50 Hz, 1 min)
Ambient temperature (operation)	-40 °C ... 85 °C
Ambient temperature (storage/transport)	-40 °C ... 85 °C
Operating mode	100% operating factor
Service life mechanical	3 x 10 ⁷ cycles
Standards/regulations	IEC 60664
	IEC 60664 A
	DIN VDE 0110
	DIN VDE 0106-101
	DIN EN 50178/DIN VDE 0160 (in relevant parts)
	IEC 60255/DIN VDE 0435 (in relevant parts)
	EN 60730/DIN VDE 0631
Pollution degree	3
Surge voltage category	III
Mounting position	Any
Assembly instructions	Can be aligned without spacing (> 70 °C ≥ 2.5 mm)

Certificates / Approvals



Certification

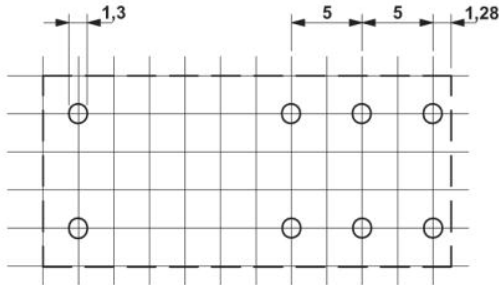
CUL, GL, GOST, UL, VDE-PZI

Additional products

Item	Designation	Description
General		
2967772	PLC-BSC- 24DC/21HC	14 mm PLC-HC basic terminal blocks with screw connection method, input voltage 24 V DC(without relay or optocoupler)
2967785	PLC-BSC- 24UC/21HC	14 mm PLC-HC basic terminal blocks with screw connection method, input voltage 24 V AC/DC(without relay or optocoupler)
2967798	PLC-BSC- 48DC/21HC	14 mm PLC-HC basic terminal blocks with screw connection method, input voltage 48 V DC(without relay or optocoupler)
2912345	PLC-BSP- 24DC/21HC	14 mm PLC basic terminal blocks with spring-cage connection method, input voltage 24 V DC(without relay or optocoupler)
2912358	PLC-BSP- 24UC/21HC	14 mm PLC basic terminal blocks with spring-cage connection method, input voltage 24 V AC/DC(without relay or optocoupler)
2912361	PLC-BSP- 48DC/21HC	14 mm PLC basic terminal blocks with spring-cage connection method, input voltage 48 V DC(without relay or optocoupler)
2833518	PR1-BSC2/2X21	Relay socket PR1..., for miniature power relay or miniature switching relay with 1 or 2 PDT or solid-state relay of same construction, 2/2 level design, screw connections, connection facility for input/interference suppression modules
2833521	PR1-BSC3/2X21	Relay socket PR1..., for miniature power relay or miniature switching relay with 1 or 2 PDT or solid-state relay of same construction, 1/3 level design, screw connections, connection facility for input/interference suppression modules
2833534	PR1-BSP3/2X21	Relay socket PR1..., for miniature power relay or miniature switching relay with 1 or 2 PDT or solid-state relay of same construction, 1/3 level design, spring-cage connections, connection facility for input/interference suppression modules

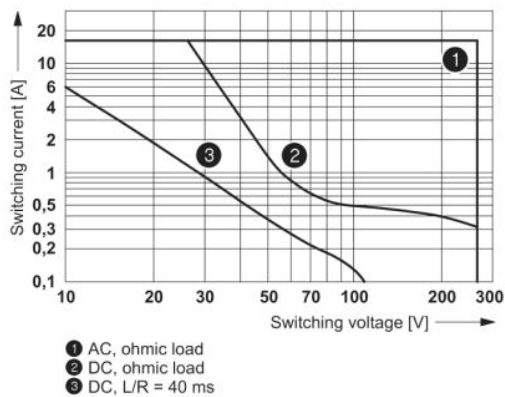
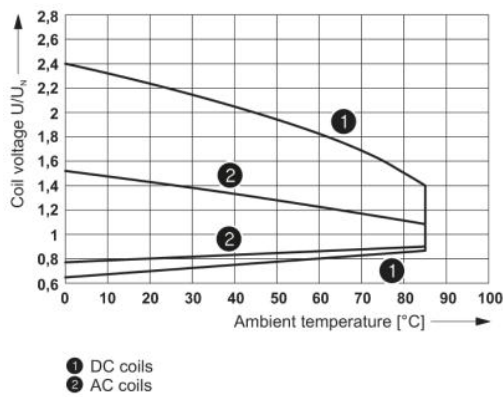
Diagrams/Drawings

Drilling plan/solder pad geometry

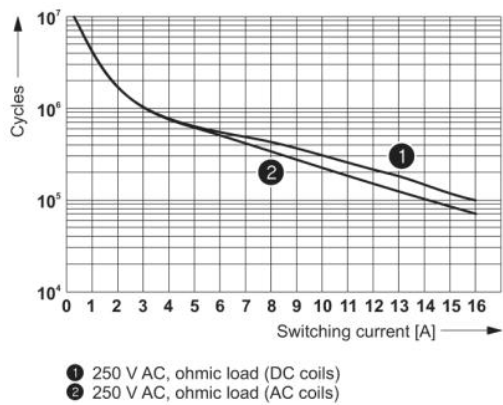


a = pitch division 2.5 mm

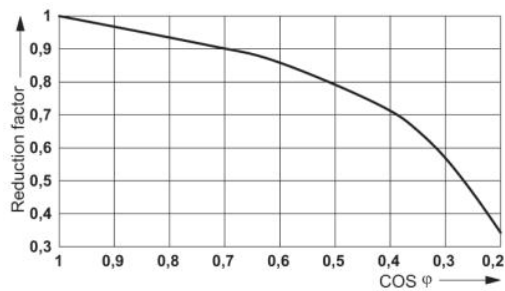
Diagram



Operating voltage range



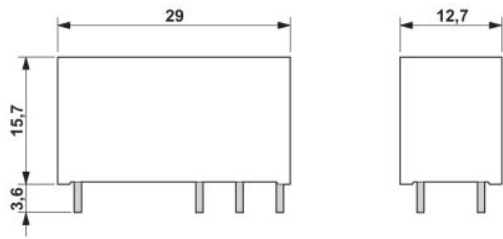
Interrupting rating



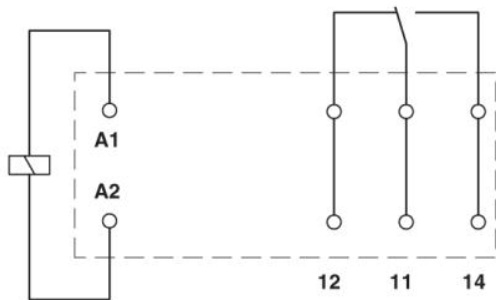
Service life reduction factor with various cos phi

Electrical service life

Dimensioned drawing



Circuit diagram



Address

PHOENIX CONTACT Deutschland GmbH
Flachmarktstr. 8
32825 Blomberg, Germany
Phone +49 5235 3 12000
Fax +49 5235 3 41200
<http://www.phoenixcontact.de>



© 2010 Phoenix Contact
Technical modifications reserved;